




























Heron Park

1617 - 1627 Great North Road, Waterview

Accessible information: The Albert-Eden Local Board are working towards improving accessibility in Heron Park. All park features on the map which are yellow in the legend are accessible.

Pae tohu / Legend

	Park land		Accessible toilets
	Bush area / trees		Signalised pedestrian crossing
	Motu Manawa Marine Reserve		Bus stop
	Internal park road / parking		Bus route
	Buildings		Picnic table
	Stream		Accessible seat
	Accessible path		Seat
	Steep path >1:12		Parking
	Steps		Accessible playground
	Bridge		Drinking fountain
	Boardwalk bridge (no handrail)		No dogs on playground
	Bollard and chain barrier		Dogs under control off a leash on grassed areas at any time
	Restricted access between parked cars		



Heron Park

