










# Parrs Park

471 - 479 West Coast Road, Glen Eden

**Accessible information:** The Waitākere Ranges Local Board are working towards improving accessibility in Parrs Park. All park features on the map which are yellow are considered accessible.

## Pae tohu / Legend

	Park land		Lighting		Playground
	Bush area / trees		Fence		Skate park
	Roads		Bollards		Sports field
	Buildings		Bollard and chain or post and rail fence		Basketball half court
	Accessible route		Pedestrian crossing		Fitness equipment
	Accessible path		Pedestrian refuge		Cricket training nets
	Steep path >1:12		Accessible toilets		Trees for babies
	Accessible track (gravel)		Bus stop / route		Dog off-leash area
	Stairs with handrail		Accessible parking		Oratia United Football Club
	Obstacle in path		Parking		Waterhole Swimming Centre
	Step or retaining wall (no barrier)		Picnic table		Waitematā Table Tennis Stadium
	Bridge		Seat		Gates closed 9pm - 7am
	Boardwalk bridge (no handrail)		Drinking fountain		



# Parrs Park

